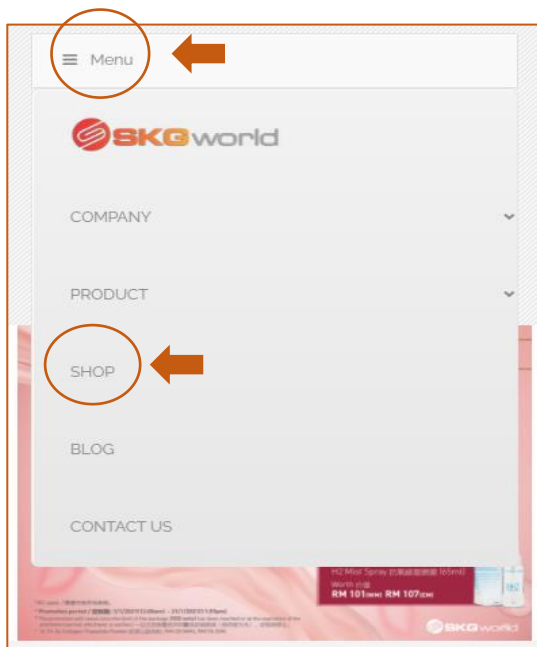




How to Purchase (New Customer)

新顾客如何购买产品



步骤 1

搜索网站：

<https://skglives.com/>


点击 “Menu” → “Shop”

Step 1

Search Website :

<https://skglives.com/>

Click “Menu” → “Shop”



步骤 2

网站将转至：

<https://ecommerce.skglives.com/>

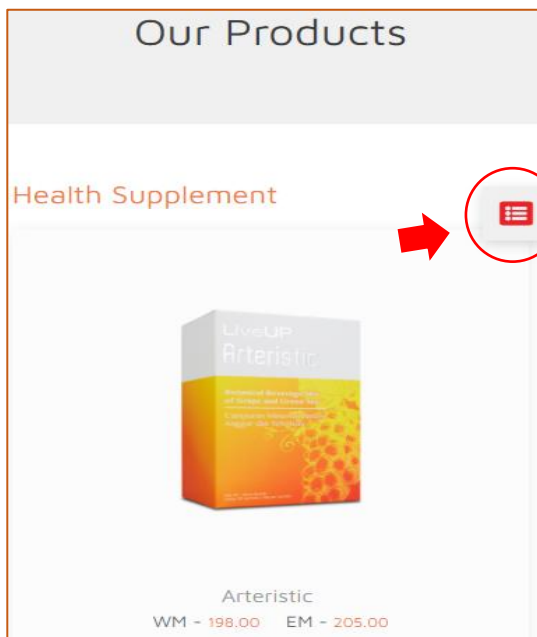
点击 “Shop” / “Live Up” / “Charm Up”

Step 2

Website will turn to :

<https://ecommerce.skglives.com/>

Click “Shop” / “Live Up” / “Charm Up”



步骤 3

选择您要购买的产品

或者

点击 “产品目录”

Step 3

You may Choose Which Product you would like to Purchase

Or

Click “Category” for more



步骤 4

选择好产品后
点击加入“ **购物车** ”

Step 4

*Selected Product ,
Click “ **Add to Cart** ”*

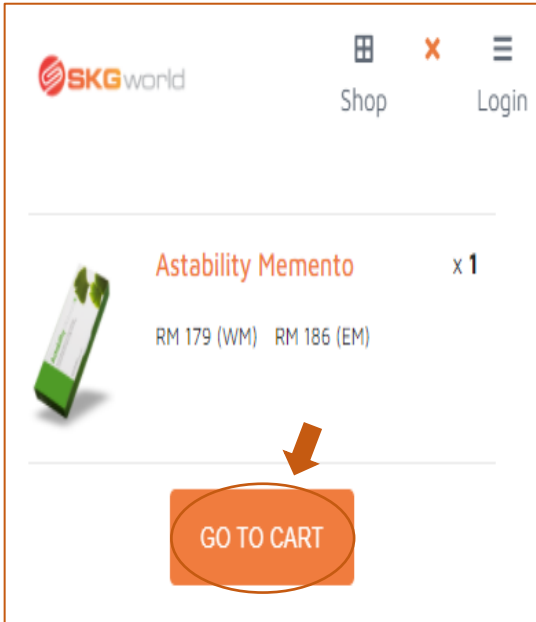


步骤 5

点击“ **Cart** ”，
查询您加入购物车的产品 / 付款

Step 5

*Click “ **Cart** ”
to check Your Product or
Purchase Now*



步骤 6

确认产品正确

点击“ **Go To Cart** ”付款

Step 6

After Reconfirm Product

*Click “ **Go to Cart** ”for Purchase*

1 Cart 2 Log In / Register 3 Delivery Info

4 Checkout

Purchase a minimum 35 Points and get a FREE upgrade to Loyal Customer and enjoy 5% rebate (in LC Points) and FREE shipping.

Astability Memento
179 (W) / 186(E)
18

REMOVE

Total Amount:
(WM) 179 \ (EM) 186
Total Point:
18
Total Product Selected:
1

Previous Next

步骤 7

请确认**产品**，**数量**与**价格**

点击 “**Next**”

Step 7

Please reconfirm **Product** ,
Quantity & Price

Click “**Next**”

1 Cart 2 Log In / Register 3 Delivery Info

4 Checkout

LOGIN

REGISTER

Personal Info

Name :

Date of Birth (DD/MM/YYYY):

01

01

1921

Contact Info

步骤 6

请选择 “**Register**” 和 填写**个人信息**

Step 6

Please Select “**Register**”
and **Fill Up Personal info.**

Security

Password:

Confirm Password:

Introducer
(optional)

Agent ID

Previous Next

步骤 7

请设置**安全密码**和**介绍人的代理编号**。

点击 “**Next**”

Step 7

Please set a **Security Password** and
Fill up Introducer Agent ID.

Click “**Next**”

1 Cart 2 Log in / Register 3 Delivery info

4 Checkout

Delivery Details

Delivery Method

Deliver to current address

Consignee Name

Consignee Contact No

Previous Next

步骤 8

请输入您的收件人地址，
姓名和手机号码。

点击“NEXT”

Step 8

Please fill in *Receiver Delivery Address* ,
Name and *Telephone No.*

Click “NEXT”

Sub Total: 179
Tax: 0
Courier Fees: 10
Total Point: 18
Total: RM 189

ONLINE PAYMENT

Email :

Contact No :

Remark :

Previous Submit

步骤 9

请确认订单。填写您的邮箱地址，
联络号码

点击“Submit”

Step 9

Reconfirm Your order . Please fill up
Your Email , *Contact Number*

Click “Submit”

Confirm transaction?

Cancel OK

步骤 10

点击“OK”

确认您的订单与汇款

Step 10

Click “OK”

To *Confirm Your Order & Transaction*

Internet Payment Gateway

MPay

Payment Details

Pay To:

SKG World Sdn. Bhd.

Invoice No:

2043

Product Description:

Register

Amount:

RM 189.00

Payment Timeout:

06:49

Choose Payment Options

VISA

MasterCard

FPX

Pay with Online Banking

E-WALLET

Powered by MPay

Credit Card Details

Cardholder name

Cardholder Name

Credit card no

Credit Card Number

步骤 11

选择您的付款方式，
填写您的信用卡信息， 确认汇款。

Step 11

Choose your *Payment Option* ,
Fill in Your *Credit Card Detail* ,
Confirmed Payment.

Internet Payment Gateway

MPay

Payment Details

Pay To:

SKG World Sdn. Bhd.

Invoice No:

2043

Product Description:

Register

Amount:

RM 189.00

Payment Timeout:

03:17

Choose Payment Options

VISA

MasterCard

FPX

Pay with Online Banking

E-WALLET

Powered by MPay

Please select the bank

☒ Personal Banking Account

- Select Bank -

Enter E-mail address here to receive transaction status

yuki.goh@gmail.com

By clicking on the "Proceed" button below, you agree to FPX's Terms and Conditions

步骤 12

选择 “FPX” 选择您的银行后，
点击 “Proceed” ，
就会自动转到您的银行进行付款，
确认汇款

Step 12

Click “FPX” Choose Your Bank .
Click “Proceed” ,
will Auto turn to Your Bank for Payment.
Confirmed Payment.