




How to Purchase (Loyal customers/Agent)

尊贵顾客/代理如何购买产品



步骤 1

搜索网站：

<https://ecommerce.skgives.com/>

点击 “Login”。

Step 1

Search Website :

<https://ecommerce.skgives.com/>

Click “Login”.

步骤 2

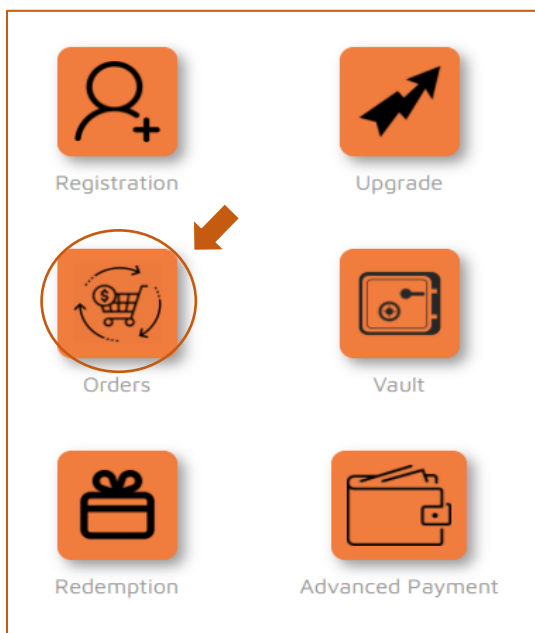
输入您的 “代理编号” 和 “密码”。

点击 “SIGN IN”。

Step 2

Key in Your *Agent ID* & *Password*.

Click “SIGN IN”.




步骤 3

点击 “Order” 购买产品

Step 3

Click “Order” for Purchase Product



步骤 4

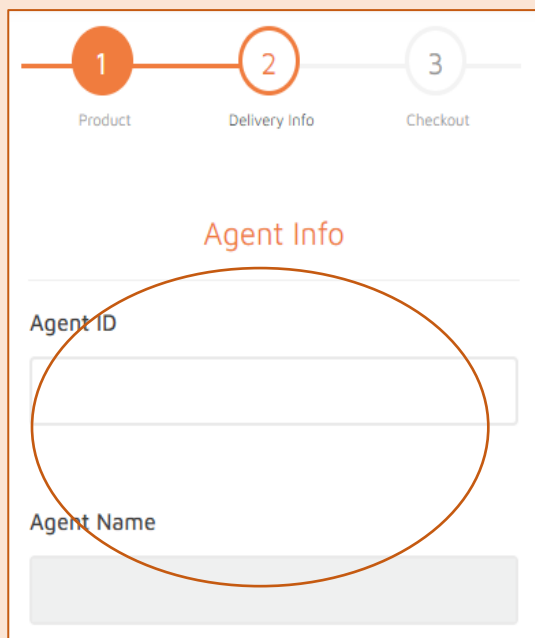
选择您要购买的产品，

点击 “Next”

Step 4

Choose Product

Click “Next”

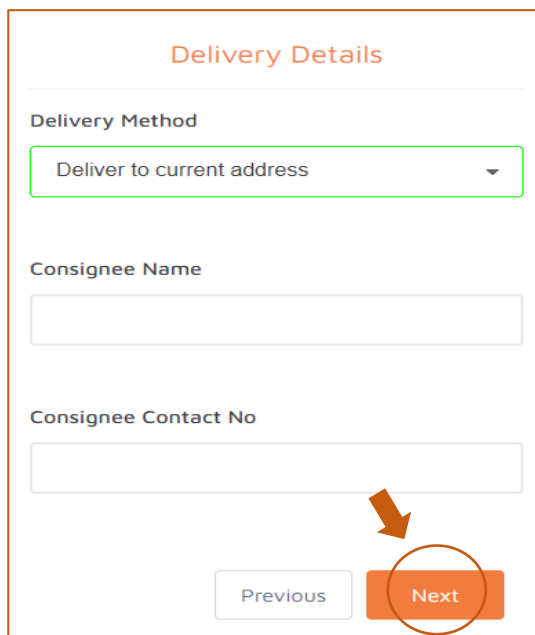


步骤 5

请输入您的代理编号

Step 5

Please insert your **Agent ID**



步骤 6

请输入您的收件人地址，姓名和手机号码。

点击 “NEXT”

Step 6

Please fill in **Receiver Address** , **Name** and **Telephone No.**

Click “NEXT”

1

2

3

ProductDelivery InfoCheckout

Ordered Items

Water Source Hydrating Toner

RM 129

x 1

RM 129

Order Summary

yuki

0126448433

Sub Total:

129

Tax:

0

Courier Fees:

10

Voucher:

Voucher:

RM 0

Amount:

Total:

RM 139

Total Point:

10

步骤 7

请确认**产品**，**数量**与**价格**是否正确

Step 7

Please reconfirm **Product** ,
Quantity & Price .

ONLINE PAYMENT

VAULT

ADVANCED PAYMENT

步骤 8

3种付款方式选择：

1. 线上付款
2. Vault
3. Advance Payment

Step 8

3 Option for Payment :

1. Online Payment
2. Vault
3. Advance Payment

ONLINE PAYMENT

VAULT

ADVANCED PAYMENT

Email :

Contact No :

Remark :

Security Password :

Previous

Submit

步骤 9

线上付款：填写您的**信息**和输入**安全密码**

点击 “ **Submit** ”

Step 9

Online Payment : Fill up your **detail** and
Security Password.

Click “ **Submit** ”

ONLINE PAYMENT

VAULT

ADVANCED PAYMENT

Balance :
0

Point :

Remark :

Security Password :

Previous Submit

步骤 10

Vault : 点击Vault 付款，输入安全密码

点击 “ **Submit** ”

Step 10

Vault : Click Vault and Key in Security Password.

Click “ *Submit* ”

ONLINE PAYMENT

VAULT

ADVANCED PAYMENT

Balance :

Total Amount :

Remark :

Security Password :
.....

Previous Submit

步骤 11

Advance Payment : 点击Vault 付款，输入安全密码

点击 “ **Submit** ”

Step 11

Advance Payment : Click Advance Payment & Key in Security Password.

Click “ *Submit* ”

!

Confirm transaction?

Cancel OK

步骤 12

点击 “ **OK** ”

确认**订单与付款**

Step 12

Click “ **OK** ”

Confirmed **Order and Payment**

Internet Payment Gateway

MPay

Payment Details

Pay To:

SKG World Sdn. Bhd.

Invoice No:

2043

Product Description:

Register

Amount:

RM 189.00

Payment Timeout:

06:49

Choose Payment Options

VISA

MasterCard

FPX

Pay with Online Banking

E-WALLET

Powered by MPay

Credit Card Details

Cardholder name

Cardholder Name

Credit card no

Credit Card Number

步骤 13

选择您的付款方式，
填写您的信用卡信息， 确认汇款。

Step 13

Choose your *Payment Option* ,
Fill in Your *Credit Card Detail* ,
Confirmed Payment.

Internet Payment Gateway

MPay

Payment Details

Pay To:

SKG World Sdn. Bhd.

Invoice No:

2043

Product Description:

Register

Amount:

RM 189.00

Payment Timeout:

03:17

Choose Payment Options

VISA

MasterCard

FPX

Pay with Online Banking

E-WALLET

Powered by MPay

Please select the bank

☒ Personal Banking Account

- Select Bank -

Enter E-mail address here to receive transaction status

yuki.goh@gmail.com

By clicking on the "Proceed" button below, you agree to FPX's Terms and Conditions

步骤 14

选择 “FPX” 选择您的银行后，
点击 “Proceed” ，
就会自动转到您的银行进行付款，
确认汇款

Step 14

Click “FPX” Choose Your Bank .
Click “Proceed” ,
will Auto turn to Your Bank for Payment.
Confirmed Payment.